

# CHANG *Contingency Kit*



## *For Managing Posterior Capsular Rupture*

*P*osterior capsule rupture and vitreous loss necessitates a stressful departure from the surgical routine for both surgeons and their OR staff. Anticipating these difficulties, one can prepare for this contingency in several ways. As advocated by David Chang, M.D., the OR can pre-package special instruments in a “contingency kit” that is kept sterile in a separate, autoclavable container. This avoids the need to urgently search for a seldom-used instrument amidst the stress of an unexpectedly complicated procedure.

*W*ith the potential need to convert to an ECCE and perform a vitrectomy, the Chang Contingency Kit includes a Sub-Tenon’s cannula (for supplemental posterior Sub-Tenon’s anesthetic), corneal scissors, a serrated irrigating lens loop, a 22-gauge self-retaining limbal infusion cannula, and a bimanual irrigation-aspiration handpiece set.

*from Katena*

## Bimanual I/A

**K7-5811** Aspiration Handpiece  
with textured tip for polishing  
21 gauge, 0.35mm port

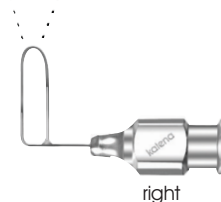
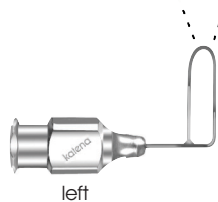


**K7-5840** Irrigation Handpiece  
21 gauge, dual 0.5mm ports




## Simcoe Irrigating Lens Loop

two front opening ports  
finely serrated, strong curve  
25 gauge  
**K7-5530** right  
**K7-5531** left



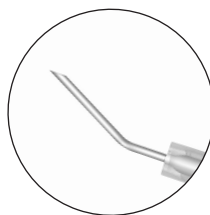
## Corbin Sub-Tenon's Cannula

smooth rounded tip  
0.3mm side port  
23 gauge  
**K7-4008**





## Infusion Cannula

22 gauge with self-retaining tip  
supplied with silicone tubing and adaptor  
**K7-6711**



## Castroviejo Corneal Scissors

Universal Corneal Scissors  
curved, blunt tips  
medium blades  
**K4-2220**



**katena products, inc.**

4 Stewart Court, Denville, NJ 07834 • USA  
☎ 973-989-1600 • 800-225-1195 • FAX 973-989-8175  
[www.katena.com](http://www.katena.com) • email [globe@katena.com](mailto:globe@katena.com)

